



KAI MEDICAL DERMATOLOGY INSTRUMENT

-Biopsy Punch / Dermal Curette-



Product specifications may change without notice.

KAI INDUSTRIES CO., LTD.

1110 Oyana, Seki-shi, Gifu 501-3992, Japan
Phone:+81 (0)575 28 5040
Fax:+81 (0)575 28 6611
www.kaimedical.jp/



KAI EUROPE GmbH

Kottendorfer Straße 5, 42697 Solingen, Germany
Phone:+49 (0)212 23 23 80
Fax:+49 (0)212 23 23 899
www.kai-europe.com

JAPAN QUALITY
Pursue the safety and quality of life in healthcare globally

Founded in 1908 in Seki-shi, Gifu Prefecture, Japan, the KAI Group is a cutlery manufacturer with over 100 years of history. Based on the "Blacksmithing spirit" of making tools for everyday life with excellent craftsmanship, the company has continued to innovate with advanced factory facilities and improved production technologies.



The KAI Group incorporates the "DUPS" concept in product development. The products have to be well-designed (Design), unique (Uniqueness), patent-worthy (Patents), safe (Safety) and full of stories (Stories). Our goal is to create products that meet these criteria, and through our products, we hope to create wonderful experiences and enjoyable moments for our customers. Today, we offer more than 10,000 products, ranging from kitchenware, confectionery, beauty care products (household items) to professional cutlery and medical products.

We will continue to strive to make our products an integral part of the daily lives of people around the world, taking into account the materials they are made from and the environmental impact of their disposal.

In the field of medical products, we use the technology we have developed in the production of razors and the other unique technology we have upgraded over the years to manufacture blades and instruments for use in ophthalmology, surgery and dermatology. By improving the quality of our blades, we strive to improve the safety of the medical treatment and the quality of life (QoL) of patients around the world.



DISPOSABLE BIOPSY PUNCH



Feature

- Blade with excellent sharpness and seamless structure.
- Handle with straight knurling.
- Handle with its size embossed

All aimed for optimal tissue collection for biopsy.

Specification

- Blade : Stainless steel
- Sterilized
- Single use
- GS1-128 barcode
- 20 pcs/box

Application

- Skin biopsy
- Skin disease treatment

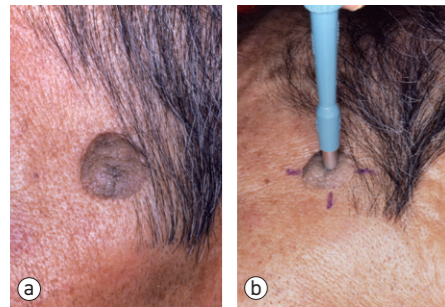
Size Lineup

Diameter	Diameter
1.0 mm	3.5 mm
1.5 mm	4.0 mm
2.0 mm	5.0 mm
2.5 mm	6.0 mm
3.0 mm	8.0 mm



Reference

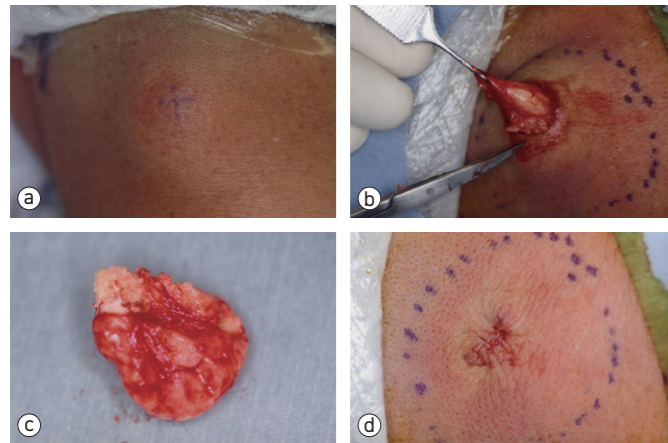
- Skin biopsy



Application to skin biopsy (Determining malignant or not).
Simple and less possibility of crushing tissue compared to surgical knife and needling.
Press the leading end of the punch vertically to the skin surface.
Uniformly distribute force between pressing and drilling.

- a : Senile wart developed on the face
- b : Positioning the biopsy punch site

- Simple microsurgical application (Simplified removal of subcutaneous tumor : boring method)




Application to an epidermal cyst.
Can minimize the incision line and bleeding.
Can omit the time and effort of suturing.

- a : Epidermal cyst of the neck
- b : Bore about 1/3 or 1/4 of the cyst diameter.
- c : Removed epidermal cyst.
- d : Surgical wound after removal.

Manabu MAEDA, MD & Ph D
Department of Dermatology, Hachiman Hospital

DISPOSABLE BIOPSY PUNCH WITH PLUNGER



Feature

- Equipped with a plunger to the regular biopsy punch.
- A single knock of the plunger can solve the possible tissue stuck inside the blade.
- Color coding for each size.

Specification

- Blade : Stainless steel
- Sterilized
- Single use
- GS1-128 barcode
- 20 pcs/box

Application

- Skin biopsy
- Skin disease treatment

Size Lineup

Diameter	Color
1.0 mm	Blue
1.5 mm	Orange
2.0 mm	Red
3.0 mm	Pink
4.0 mm	Green

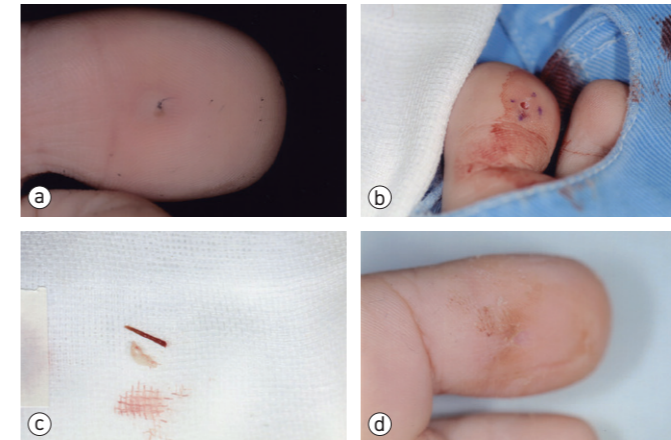


Reference

- Simple microsurgical application (Total enucleation of small skin tumor)

The techniques is exactly the same as in skin biopsy.
Uniformly distribute force between pressing and drilling.
A relatively small lentigo or nevus cell nevus which are covered by the inner diameter of the biopsy punch.
Can avoid cutting extra cut of normal skin rather than spindle shape incision with a regular surgical knife.

- Simple microsurgical application (Removal of foreign body)




Application of boring method.
Remove foreign bodies (spines etc.) with small incision.
Can immediately walk after operation.

- a : Spines to the toe.
- b : Spine removed with 2.5 mm diameter punch.
- c : Removed spine.
- d : After operation.

Manabu MAEDA, MD & Ph D
Department of Dermatology, Hachiman Hospital

DISPOSABLE DERMAL CURETTE



Feature

- Blade with excellent sharpness and seamless structure.
- Handle with straight knurling.
- Handle with its size embossed

All aimed to simplify soft tissue removal.

Specification

- Blade : Stainless steel
- Sterilized
- Single use
- GS1-128 barcode
- 20 pcs/box

Application

- Skin disease treatment
- Skin biopsy

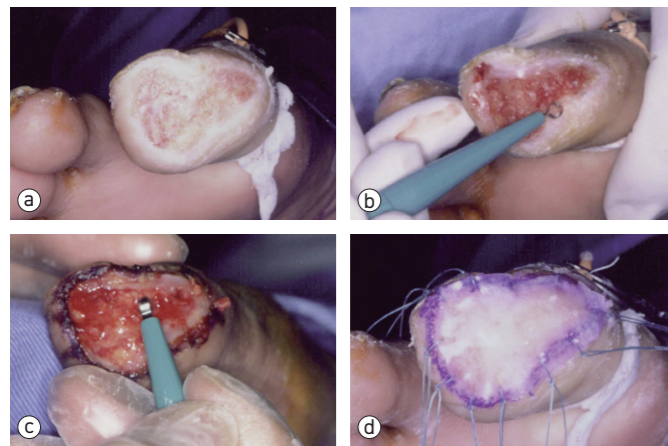
Size Lineup

Diameter
2 mm
3 mm
4 mm
5 mm
7 mm



Reference

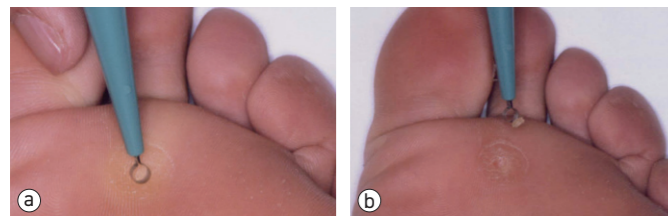
- Removing soft tissue at the affected area (Removal of malignant granulation)



Application to soft tissue removal.
Easier, more accurate and shorter time than typical way (forceps, coopers or surgical knife etc.)

- a : Affected area covered with malignant malignation. Difficult to epithelialize.
- b : Remove the surrounding epidermis thickened like a bank with 2 mm curette.
- c : Remove the malignant granulation with 3 mm curette.
- d : Artificial dermis adhered to the affected area.

- Removing soft tissue at the affected area (Removal of clavus)



Application to soft tissue removal.
After removal of clavus, apply Spiel ointment at the center of it.
The whitened macerated site is similiary treated with the curette.

- a : Apply 2 mm curette to the plantar clavus.
- b : Rotate the blade full turn to shave the central part.

Manabu MAEDA, MD & Ph D
Department of Dermatology, Hachiman Hospital

Product list - Disposable Biopsy Punch

Application	Description	Ref No.			UDI-DI (Secondary Package)			
	BIOPSY PUNCH							
• Skin Biops • Skin Disease Treatment	BIOPSY PUNCH 1 mm	BP-10F	48101*	LCH-PUK-10**	14560146928512	14560146929274*	14560146928956**	14560146929052***
	BIOPSY PUNCH 1.5 mm	BP-15F	48115*	LCH-PUK-15**	14560146928529	14560146929281*	14560146928963**	14560146929069***
	BIOPSY PUNCH 2 mm	BP-20F	48201*	LCH-PUK-20**	14560146928536	14560146929205*	14560146928970**	14560146929076***
	BIOPSY PUNCH 2.5 mm	BP-25F	48251*	LCH-PUK-25**	14560146928543	14560146929298*	14560146928987**	14560146929083***
	BIOPSY PUNCH 3 mm	BP-30F	48301*	LCH-PUK-30**	14560146928550	14560146929212*	14560146928994**	14560146929090***
	BIOPSY PUNCH 3.5 mm	BP-35F	48351*	LCH-PUK-35**	14560146928567	14560146929267*	14560146929007**	14560146929106***
	BIOPSY PUNCH 4 mm	BP-40F	48401*	LCH-PUK-40**	14560146928574	14560146929229*	14560146929014**	14560146929113***
	BIOPSY PUNCH 5 mm	BP-50F	48501*	LCH-PUK-50**	14560146928581	14560146929236*	14560146929021**	14560146929120***
	BIOPSY PUNCH 6 mm	BP-60F	48601*	LCH-PUK-60**	14560146928598	14560146929243*	14560146929038**	14560146929137***
	BIOPSY PUNCH 8 mm	BP-80F	48801*	LCH-PUK-80**	14560146928604	14560146929250*	14560146929045**	14560146929144***
	BIOPSY PUNCH with Plunger							
• Skin Biopsy • Skin Disease Treatment	BIOPSY PUNCH 1 mm with Plunger	BPP-10F	49101*		14560146928611	14560146929304*		14560146929151***
	BIOPSY PUNCH 1.5 mm with Plunger	BPP-15F	49115*		14560146928628	14560146929311*		14560146929168***
	BIOPSY PUNCH 2 mm with Plunger	BPP-20F	49201*		14560146928635	14560146929328*		14560146929175***
	BIOPSY PUNCH 3 mm with Plunger	BPP-30F	49301*		14560146928642	14560146929335*		14560146929182***
	BIOPSY PUNCH 4 mm with Plunger	BPP-40F	49401*		14560146928659	14560146929342*		14560146929199***

Product list - Disposable Dermal Curette

Application	Description	Ref No.			UDI-DI (Secondary Package)			
	Dermal Curette							
• Skin Disease Treatment	DERMAL CURETTE 2 mm	MK402	50102*	LCH-CUK-20**	14560146928468	14562143740210*	14560146928901**	
	DERMAL CURETTE 3 mm	MK403	50103*	LCH-CUK-30**	14560146928475	14562143740227*	14560146928918**	
• Skin Biopsy	DERMAL CURETTE 4 mm	MK404	50104*	LCH-CUK-40**	14560146928482	14562143740234*	14560146928925**	
	DERMAL CURETTE 5 mm	MK405	50105*	LCH-CUK-50**	14560146928499	14562143740241*	14560146928932**	
	DERMAL CURETTE 7 mm	MK407	50107*	LCH-CUK-70**	14560146928505	14562143740258*	14560146928949**	

* Marketed in Germany and Poland only. **Marketed in France only. ***Marketed in Australia only.

Biopsy Punch (Regular and w/ Plunger)



The pictures are for BP-40F.

Dermal Curette



The pictures are for MK404.